

Wyoming Employment Report

Joint Economic Committee

Senator Mike Lee, Chairman

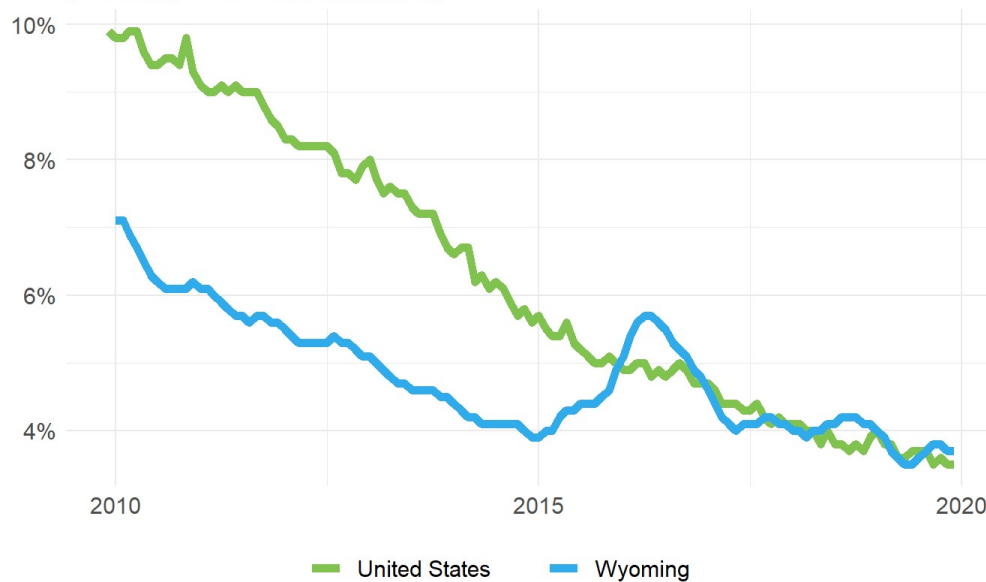
January 24, 2020

Summary

- **Wyoming lost 1,100 net payroll jobs and the unemployment rate remained unchanged at 3.7 percent in December**, according to Bureau of Labor Statistics (BLS) data released at 10:00am on January 24, 2020.
- **Over the past twelve months, Wyoming lost 3,100 payroll jobs** and the unemployment rate fell by 0.4 percentage point from 4.1 percent.
- **In December, Wyoming's private sector lost 1,000 net private payroll jobs** and over the past twelve months it lost 2,900 private payroll jobs in the establishment survey.
- In the household survey, the number of **unemployed fell by 183 on net in December**, and over the past year employment rose by 4,398.
- Wyoming's **labor force participation rate rose to 65.3 percent** in December from 65. Since last year, the labor force participation rate rose by 0.7 percentage point.
- The national unemployment rate **remained unchanged in December**. State employment and unemployment data for January is scheduled for release March 16, 2020. The national employment situation report for January will be released February 07, 2020.

Wyoming and U.S. Unemployment Rates

(Percent, Seasonally Adjusted)

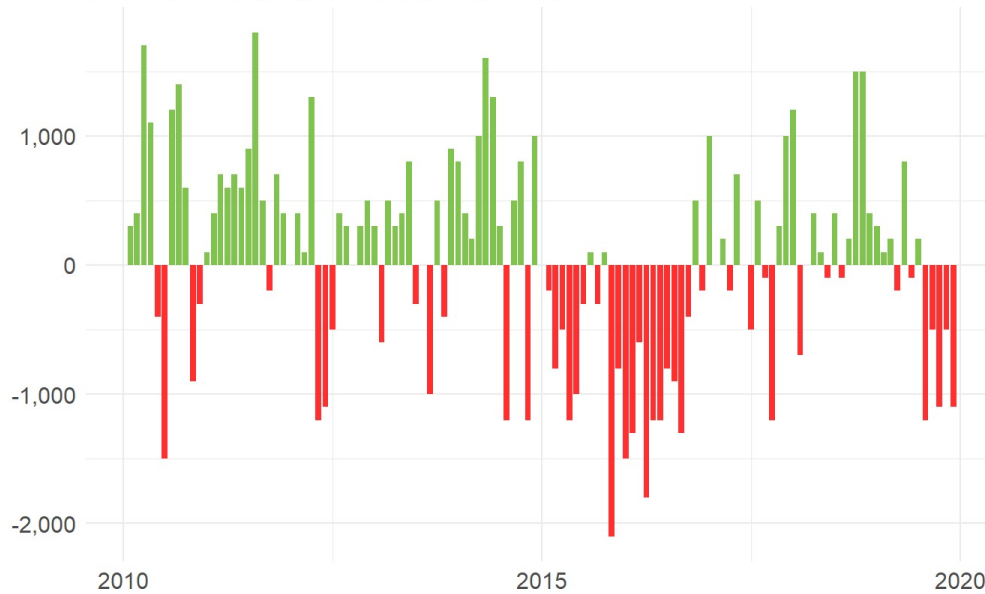


Source: Bureau of Labor Statistics

Wyoming Payroll Employment

Wyoming Nonfarm Payroll Jobs

Monthly Change (Seasonally Adjusted)



Source: Bureau of Labor Statistics

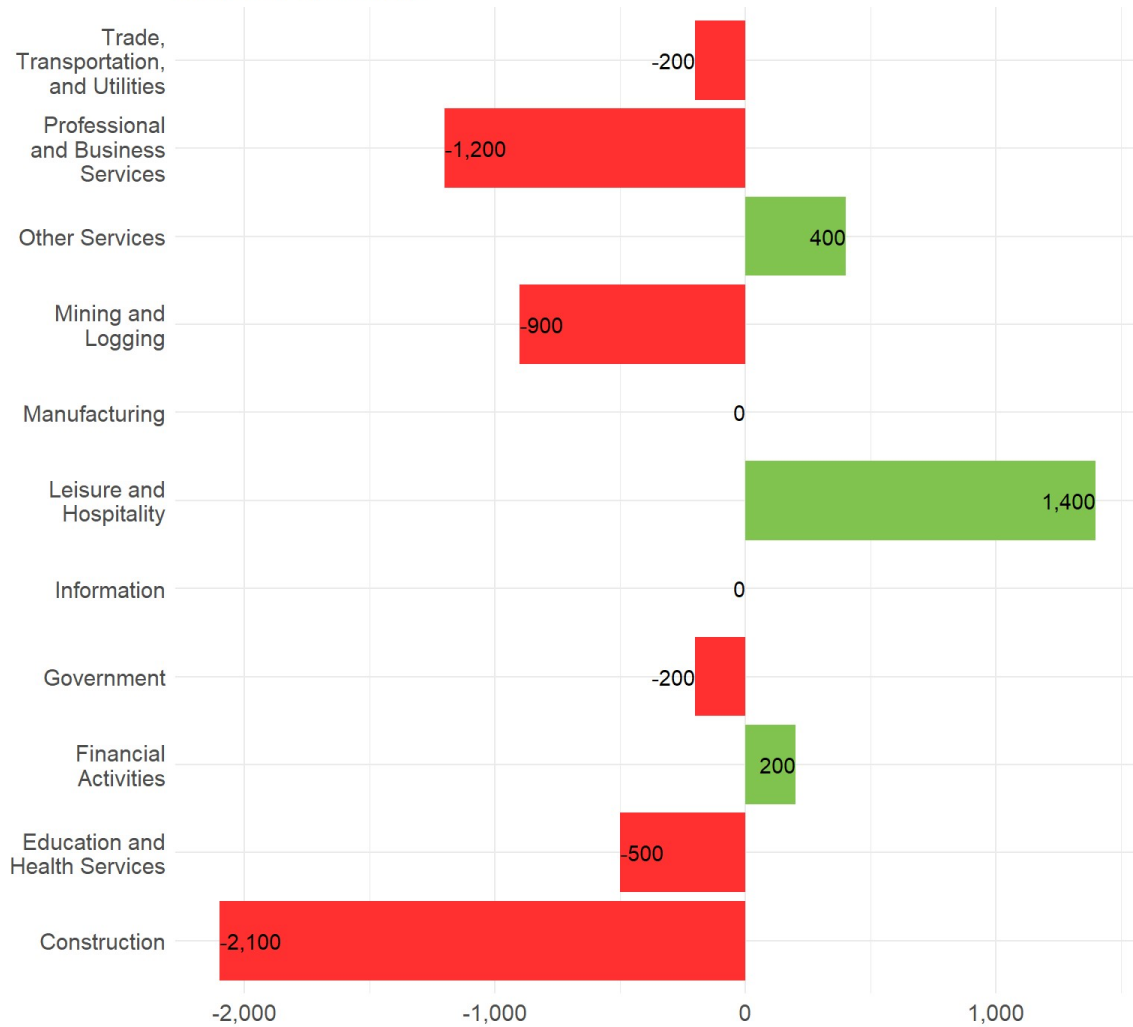
Wyoming lost 1,100 net payroll jobs, or -0.4 percent, on a seasonally adjusted basis during December. In the prior month, Wyoming lost 500 jobs. Over the past twelve months, Wyoming lost 3,100 payroll jobs, or -1.1 percent. Wyoming nonfarm payroll employment had increased in 5 of the past 12 months.

Nationally, nonfarm payrolls rose by 145,000 in December, or rose by 0.1 percent. Over the 12-month period ending with December, nonfarm payrolls rose by 2,108,000 jobs, or 1.4 percent. Wyoming ranks 51st among the 50 states and the District of Columbia for percentage gain in nonfarm payroll employment over the past 12 months.

During December, Wyoming's private-sector lost 1,000 jobs, or approximately -0.5 percent. The private-sector in Wyoming lost 300 jobs in the prior month. Over the past twelve months, private-sector payrolls in Wyoming lost 2,900, or -1.3 percent. Wyoming private-sector payroll employment has increased in 4 of the past 12 months.

Nationally, private-sector payroll jobs rose by 139,000 jobs in December, or 0.1 percent. Over the past 12 months, the national payroll rose by 1,947,000 jobs in the private sector, or rose by 1.5 percent. Wyoming ranks 51st among the 50 states and the District of Columbia for a percentage gain in private-sector payroll employment over the past 12 months.

Change in Wyoming Payroll Employment by Sector over Past 12 Months



Source: Bureau of Labor Statistics, seasonally adjusted

The best performing sectors on a seasonally adjusted basis during December were Leisure and Hospitality (600) and Information tied with Education and Health Services; and Other Services (0). The poorest performing sectors during the month were Construction tied with Professional and Business Services (-300) and Trade, Transportation, and Utilities (-700).

The best performing sectors during the last twelve months were Leisure and Hospitality (1,400) and Other Services (400). The poorest performing sectors during the last twelve months were Professional and Business Services (-1,200) and Construction (-2,100).

Wyoming Labor Force Statistics

Labor Force Participation

The labor force participation rate in Wyoming rose to 65.3 percent in December from 65 percent in the prior month. At a labor force participation rate of 65.3 percent, Wyoming ranks 17th in the nation. The labor force participation rate in Wyoming rose by 0.7 percentage point from a year earlier. The labor force participation rate is the percentage of the civilian noninstitutionalized population age 16 and older who are employed or actively looking for work.

The 10-year high for the labor force participation rate in Wyoming was 71.8 percent last occurring in March 2010. The series high for the labor force participation rate in Wyoming occurred in January 1983 when the labor force participation rate hit 72.7 percent. The 10-year low for the labor force participation rate was 64.4 percent, last occurring in August 2019. This also represents the series low for the labor force participation rate in Wyoming.

The national labor force participation rate remained steady at 63.2 percent in December. That rate rose by 0.2 percentage point from a year earlier. The all-time high for the national labor force participation rate was 67.3 percent in April 2000. The 10-year high for the national labor force participation rate was 65.2 percent in April 2010. The recent 10-year low occurred in September

2015 at a level of 62.4 percent. The series low for the national labor force participation rate was 58.1 percent in December 1954.

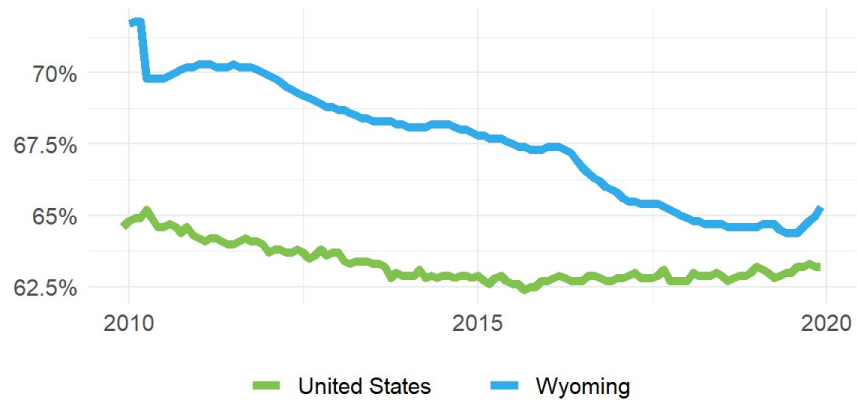
Employment-to-Population Ratio

The employment-to-population ratio, or the percentage of the Wyoming civilian noninstitutionalized population 16 years and older counted as employed, in December rose to 62.9 from 62.6 percent in the prior month. At 62.9 percent, Wyoming ranks 17th among state employment-to-population ratios in the nation. The employment-to-population ratio in Wyoming rose by 1 percentage point from a year earlier.

The 10-year high for the employment-to-population ratio in Wyoming was 66.8 percent in March 2010. The series high for the employment-to-population ratio in Wyoming last occurred in September 2008 when the employment-to-population ratio hit 69.3 percent. The 10-year low for the employment-to-population ratio was 61.9 percent last occurring in December 2018. This also represents the series low for the employment-to-population ratio in Wyoming.

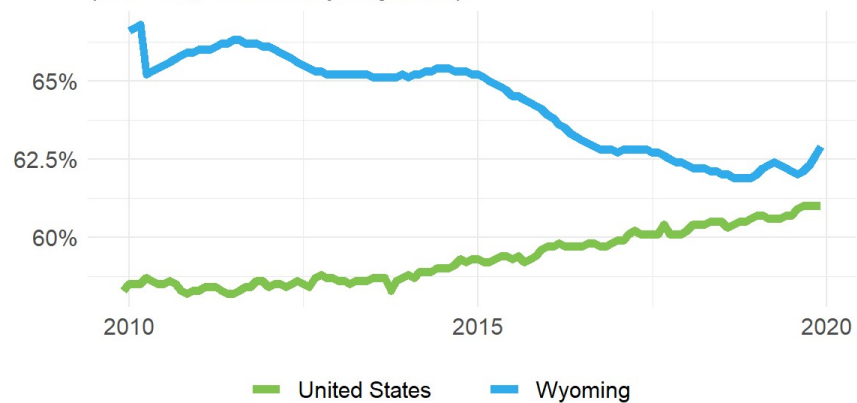
The national employment-to-population ratio remained steady at 61 percent in December. That rate rose by 0.4 percentage point from a year earlier. The all-time high for the national employment-to-population ratio was 64.7 percent in April 2000. The 10-year high for the national employment-to-population ratio was 61 percent in December 2019. The recent 10-year low occurred in July 2011 at a level of 58.2 percent. The series low for the employment-to-population ratio was 54.9 percent in October 1949.

Wyoming and U.S. Labor Force Participation Rates (Percent, Seasonally Adjusted)



Source: Bureau of Labor Statistics

Wyoming and U.S. Employment-to-Population Ratios (Percent, Seasonally Adjusted)



Source: Bureau of Labor Statistics